



Course Topic


The impact of covid-19 on education in the UAE and the implementation of Distance Learning

Session 4&5

*Digital formative assessment tools in Distance learning
&
Creating and presenting activities/tasks using digital tools*

“Technology is just a tool. In terms of getting the kids working together and motivating them, the teacher is the most important.”

-Bill Gates

www.goedonline.com 



Message...

Please complete the survey

- Please give the participants 5 minutes to complete this quiz, all participants need to do is go to Session 4 and start the quiz. Participants won't be able to "Mark Complete" without finishing this quiz. This survey is to help us get feedback and improve participant online experience of RAKTN.



This app is available only on the App Store for iPhone and iPad.



Google Translate 4+

Translate 108 languages

Google LLC

#1 in Reference

★★★★★ 4.4 • 3.4K Ratings

Free

Use your camera to get instant
google translation to any language...

Session Etiquette





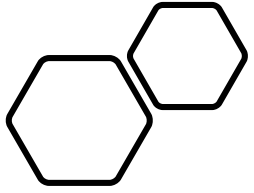
Session Aims

1. Identify and highlight educational technology tools to support formative assessment and classroom instruction.

- Using PowerPoint features effectively.
- Using flippity to create groups/flashcards/wordsearches etc.

2. Analyze Ed tech tools best suited for you and your students.

- Create and present activities/assessments using any Ed tech tool to enhance your curriculum



What are Educational Technology Tools...

Educational technology tools are technology-based learning platforms designed to guide formative assessments, instruction and feedback to students and to enhance teaching and learning.





Let's play Kahoot...

<https://play.kahoot.it/v2/?quizId=2d4da871-f2ec-4b4e-82df-e571694db742>


Identify the Ed Tech tools...



What is Kahoot?

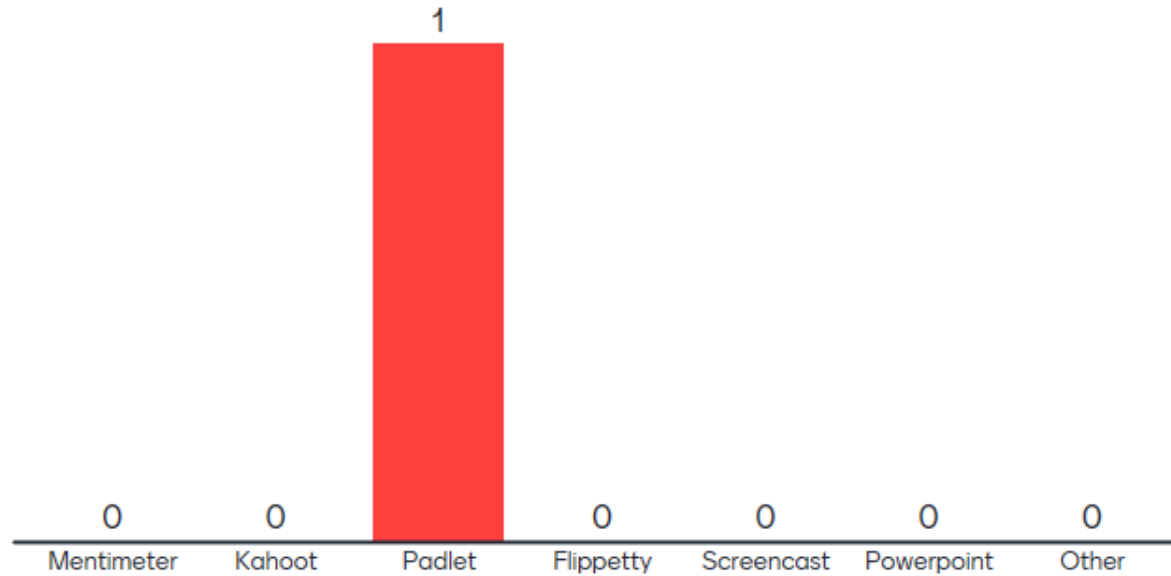
- Kahoot! is a game-based learning platform . Kahoot! makes it easy to create, discover, play and share fun learning games in minutes—for any subject, in any language, on any device, for all ages.
- Kahoot! allows teachers to quickly create fun learning games for students based around multiple choice questions. After creating the game, students can use any device to sign-in to the game 'room' using a unique code to complete lessons and compete against their peers.
- Used as an attention grabber at the start of a lesson or revision class.
- Kahoot! Is surely a great tool for any teacher.

Go to www.menti.com and use the code 90 57 11 2



Mentimeter

Which digital tool have you used ?





Effective use of PowerPoint features...

- Using speak text feature
- Trimming videos/audios
- Screen recording
- Embedding video

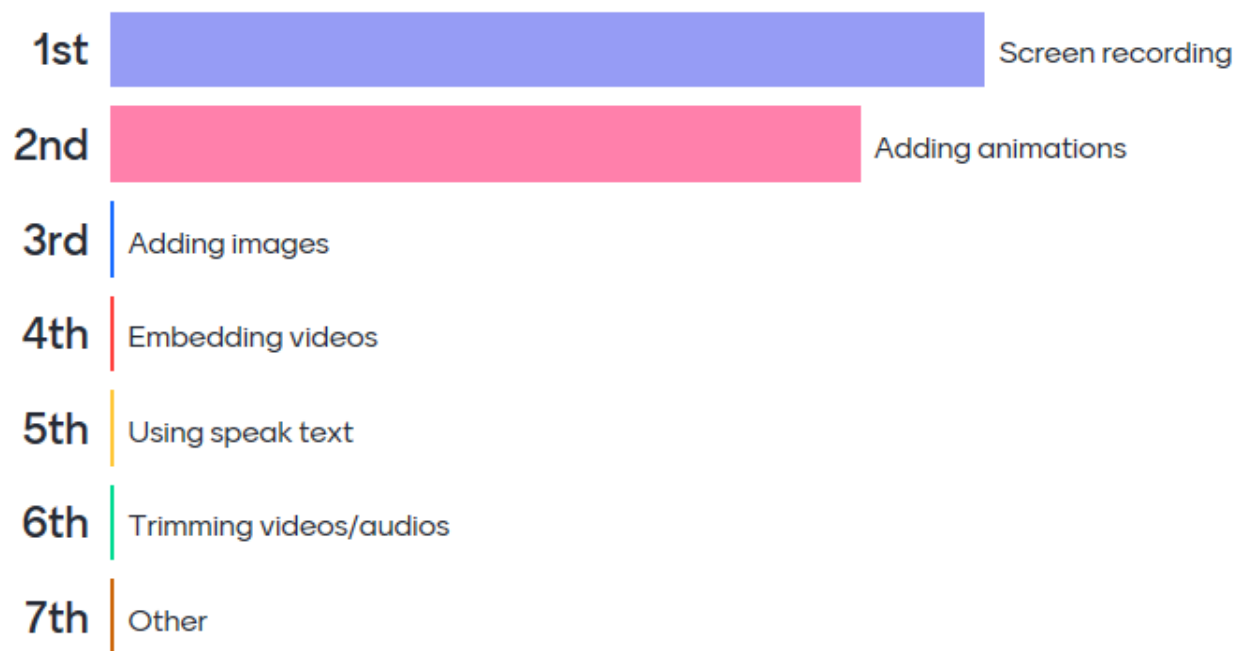


Go to www.menti.com and use the code 65 58 70 9



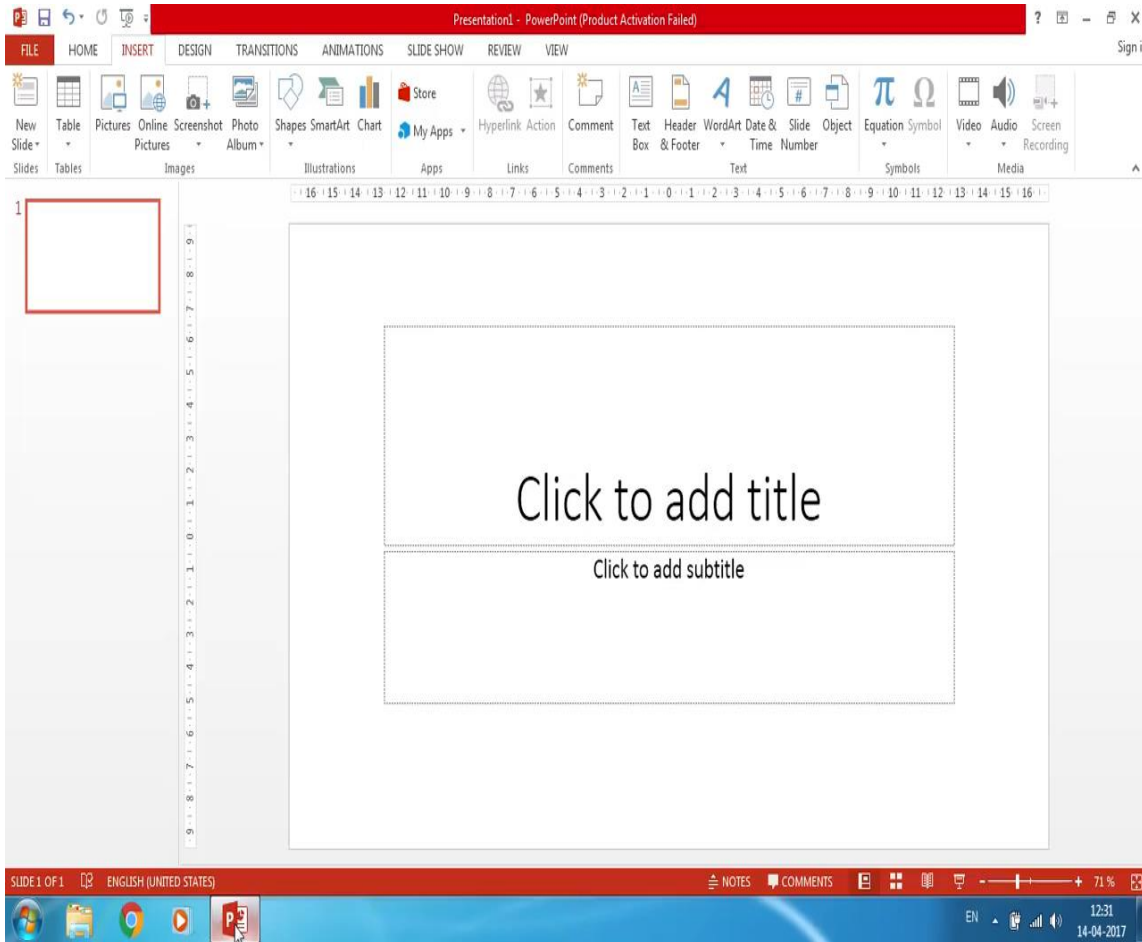
 Mentimeter

Which feature are you most familiar with?





Using the speak selected text...




Example:

- Speak selected text is a feature on PowerPoint which allows PowerPoint to read out aloud in a clear well articulated manner.
- This helps teachers and students who are unsure of any pronunciation, intonations etc. to use this tool as assistance.
- Just highlight the text and click on the speak select box.
- PowerPoint will read it aloud.




Trimming videos and audios



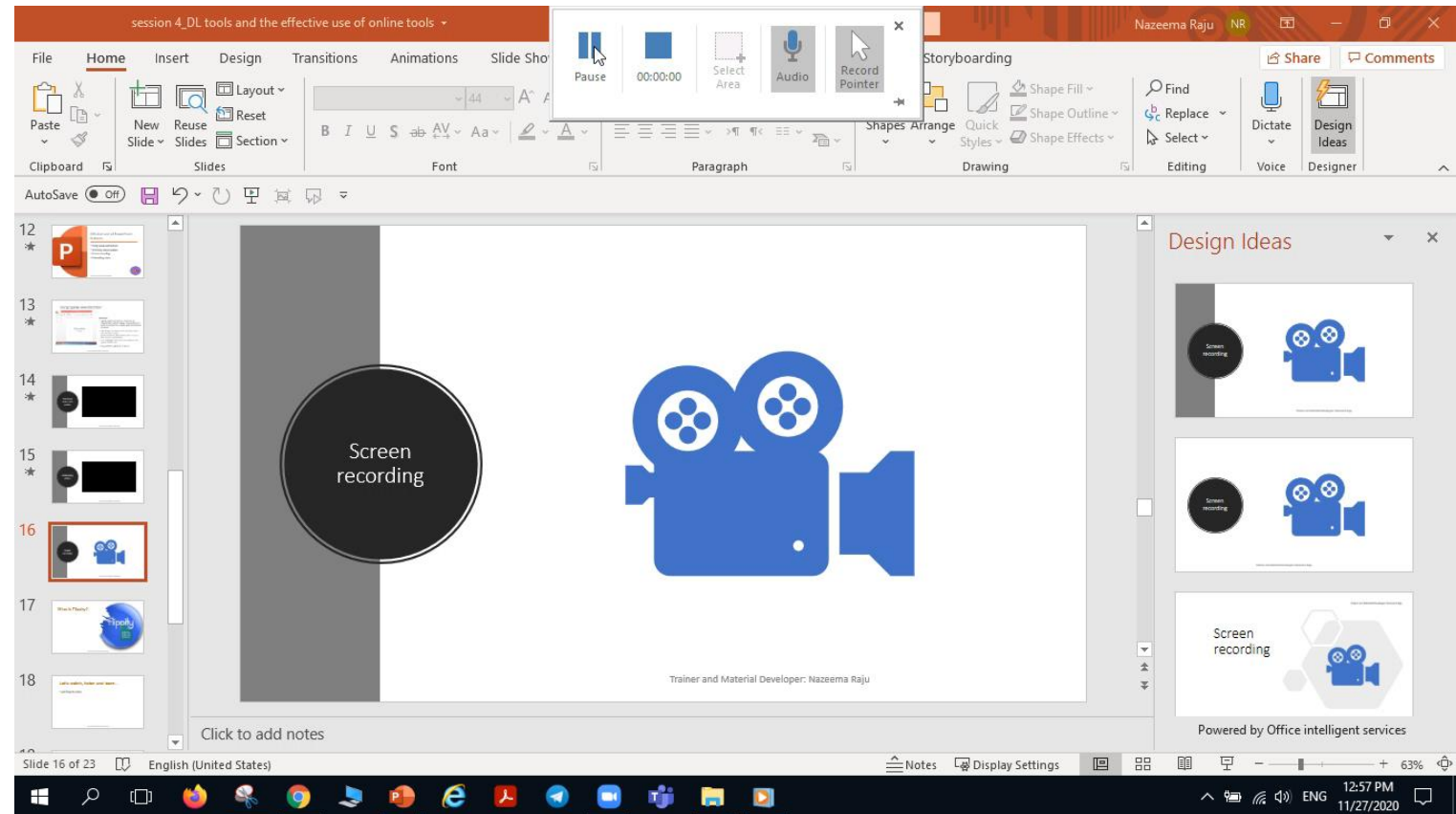


Embedding videos





Screen recording



What is Flippity?

Flippity easily turns any Google spreadsheet into flash cards, a badge creator, a spelling quiz, a memory game, a word search, and more.

Teachers can use Flippity for a variety of purposes:

- To present to the class, to assess individual students, or to have students make their own creations. In each case, check out the demo, and then use the templates and detailed instructions provided to transform your spreadsheet.
- Want student teams to see how far they're progressing on an extended project? Use the Progress Indicator to quickly show them what percentage of tasks they've completed. Need to make sure you're calling on students equally? Add their names to the Random Name Picker. There are even templates for creating Mad Libs stories and tournament brackets



What is Flippity?

The screenshot shows a Google search for "flippity.net". The search results page displays several links related to the website, including "Random Name Picker", "Quiz Show Instructions", "Easily Turn Google ...", "Board Game Instructions", "Instructions", and "Bingo". A recording overlay is visible in the top right corner of the browser window, showing a timer at 00:00:00 and buttons for "Pause", "Select Area", "Audio", and "Record Pointer". The Windows taskbar at the bottom shows various application icons, including Chrome, Word, and PowerPoint. The system tray in the bottom right corner displays the date and time as 3:19 PM on 11/27/2020.

Session 4:Using Ed Tech tools effi X Log In « Ras Al Khaimah Teachers X

google.com/search?q=flippity.net&source=Imns&bih

Apps MoE Mail YouTube My Drive - Google... Our Sharepoi

Pause 00:00:00 Select Area Audio Record Pointer

Google flippity.net

All Images Videos Shopping News More Settings Tools

About 529,000 results (0.54 seconds)

www.flippity.net

Flippity.net: Easily Turn Google Spreadsheets into Flashcards ...
online flashcards. Demo Instructions Template. **Flippity** Quiz Show. Quiz Show Screenshot.
Easily turn a Google spreadsheet into a trivia game show.

Random Name Picker ...
Want to Make Your Own Random Name Picker? Step 1: Modify ...

Quiz Show Instructions
Quiz Show Instructions. Want to Make Your Own Quiz Show ...

Easily Turn Google ...
Flippity Self Assessment. Self Assessment Screenshot. Easily ...

Board Game Instructions
Want to Make Your Own Board Game? Step 1: Modify the ...

Instructions
Flashcards Instructions. Want to Make Your Own Set of ...


Bingo
Bingo Instructions. Want to Make Your Own Bingo Boards? Step ...

Why I Love Using,...mp4

Show all

3:19 PM 11/27/2020

Let's watch, listen and learn...





Use the random picker to create groups for your class or use the flashcard maker to create flashcards for your subject.



Share your flippity link to padlet once completed.



https://padlet.com/nazeema_raju/fuv2qkvcn2r1mzj4

Your Task

Exit ticket



Today I learned...

I didn't know ...

I don't quite
understand...

I still have a
question about ...

@ _____



References

- <https://rechargelearning.blogspot.com/2020/03/remote-learning-doesnt-just-have-to-be.html> (21st century)
- <https://en.unesco.org/covid19/educationresponse/solutions>
- <https://www.common sense.org/education/top-picks/best-tools-for-virtual-and-distance-learning>
- <https://www.albert.io/blog/tools-for-distance-learning/>
- <https://www.getsetup.io/partner/get-set-up-for-remote-learning>
- https://knilt.arcc.albany.edu/Unit_2:_Practicing_with_Digital_Tools_for_Blended_Learning
- <https://shakeuplearning.com/blog/20-formative-assessment-tools-for-your-classroom/>



Let's find out more
about Ed tech tools
in our next
session...

Let's discuss...

